

ideck® iconnect® iclip® Decking / Tiles



The FSC logo identifies products which contain wood from well managed forests certified in accordance with the rules of the Forest Stewardship Council.

SCS-COC-00311
© 1996 Forest Stewardship Council A.C.



Patio Tiles

iconnect™



These tiles are assembled using #8 gauge stainless steel screws for long lasting durability for both coastal and inland applications. The slats comprising the tile assembly are machined with an "anti-slip" surface for both pleasing appearance and practical application in service. The combination of stainless steel screws and Brazilian Hardwoods make for a very long lasting product for both interior and exterior uses.

About ideck Patio Tiles

The various uses of the ideck patio tiles are endless.

Among the more common ideas:

- Pathways through Gardens and Natural Areas
- Ground Level Patios
- Outdoor Showers
- Saunas and Spas
- Mud Mats
- Outdoor Planter Foundations
- Picnic Areas

Easy Installation Instructions

- 1.) Insert iconnect into Bottom of Pre-Bored Tile.
- 2.) Lay the Tile Down onto the Surface of Your Choice.



About Our Company

With over 100 years in the world wide tropical hardwood business, DLH Nordisk has taken pride in offering our customers the best in quality timber products and service. As a direct importer with procurement facilities in South America, Africa, Pacific Rim, and all over Europe, we can help to insure our customers will receive continued support and service from our experienced sales staff.



Decking

ideck[®] iclip[™]



Advantages

You have the choice of decking boards, posts, pickets, and handrails to customize and complete your project. All items are S4S and E4E for smooth texture and superior appearance. With consistent color and knot free grade, you will get a natural yet high quality look at a competitive price.

Performance

Ipe is one of the hardest, most dense woods on Earth. As a result, it remains smooth and splinter free. Unlike softwoods, water absorption is slow and therefore less prone to cup, bow, or twist. Applications for use include:

- Patios and Decks
- Piers
- Boat Docks
- Outdoor Furniture
- Walkways
- Golf Cart Bridges and Paths
- Pool Side Benches and Decks



Technical Information

- Highest resistant to fungi and termites
- No harmful chemicals are used for treatment
- NFPA UBC 1 fire rating (same as steel and concrete)
- Durability rating of 25 years plus by the US Forest Products Lab
- Ipe is offered air-dried. At 12% Moisture Content the wood weighs approximately 64 pcf



Species:

Our decking products are available in the following species:

Angelim Pedra - hymenolobium spp.

Ipe - tabebuia spp.

Cumaru - dipteryx odorata

Red Balau - shorea spp.

Greenheart - ocotea rodiaei

Wallaba - eperua falcata

iclip and iconnect Fastening Systems


Our iconnect fastening systems allows you to connect multiple tiles in a quick and simple fashion.



Standard ideck Profiles

1 x 4 (3/4" x 3 1/2")

2 x 6 (1 1/2" x 5 1/2")



4 x 4 (3 1/2" x 3 1/2")

1 x 6 (3/4" x 5 1/2")



2 x 8 (1 1/2" x 7 1/4")



2 x 2 (1 1/2" x 1 1/2")

5/4 x 4 (1" x 3 1/2")



2 x 10 (1 1/2" x 9 1/4")



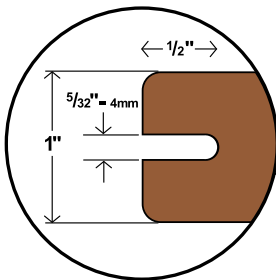
2 x 4 (1 1/2" x 3 1/2")

5/4 x 6 (1" x 5 1/2")

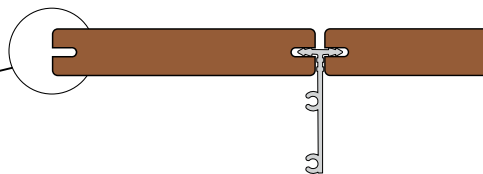


2 x 12 (1 1/2" x 11 1/4")

iclip Ready Decking



5/4 x 6 (1" x 5 1/2")



iclip



2307 West Cone Blvd.
Suite 200
Greensboro, NC 27408
www.dlhusa.com
dlhusa@dlh-group.com
1.800.688.2882

dlh.