

IPE

iDECK

BY

DLH Nordisk



5/4 x 4 (1" x 3 1/2")



5/4 x 6 (1" x 5 1/2")



1 x 4 (3/4" x 3 1/2")



1 x 6 (3/4" x 5 1/2")



1 x 8 (3/4" x 7 1/4")




1 x 10 (3/4" x 9 1/4")



2 x 6 (1 1/2" x 5 1/2")



2 x 4 (1 1/2" x 3")




4 x 4 (3 1/2" x 3 1/2")



2 x 2 (1 1/2" x 1 1/2")



2 x 4 (1 1/2" x 3 1/2")



2 x 6 (1 1/2" x 5 1/2")



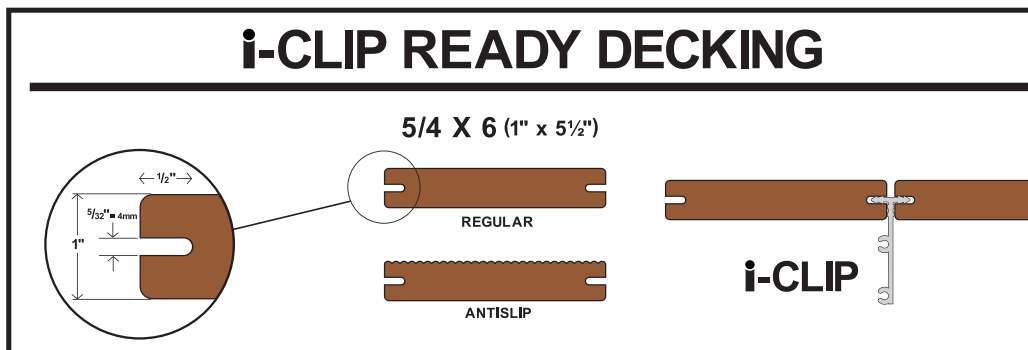
2 x 8 (1 1/2" x 7 1/4")



2 x 10 (1 1/2" x 9 1/4")



2 x 12 (1 1/2" x 11 1/4")



1-800-688-2882